

CLAY PLAY


no. 3

Create a stop motion animation!

Stop motion animation is a film technique where objects like clay models are photographed in slightly different positions. The photos are then put together in a sequence to make a film in which the objects look like they move!


You can make your own world... what will it be like?

- You'll need
- card
 - masking tape
 - modelling materials
 - smartphone (and an adult 😊)
 - Stop motion app like 'Stop Motion Studio' (free trial)




1. Characters

- > Use modelling clay to create a couple of characters.
- > Tip: pick a shape to form the body
 - △ □ ○ ~
 add limbs and features ● ◁ ▷



2. Set



- ▲ This is the world your characters live in.
- ▲ Use card or cardboard box + masking tape.
- ▲ Add background details - cut pictures out of a magazine or drawings, and stick on.

3. Film

- Install the app + have a play!
- Prop up the phone using some books in front of the set - use masking tape to fix in place.
- Take photos with the app - remember to only move the models a tiny bit at a time.

